


Introductory sub-table (I)(a)

Name of the Company: Simplex Realty Ltd.			
Scrip Code, Name of the scrip, class of security: BSE CODE : 503229 , Class: Equity Shares			
Quarter ended: 30.09.2014			
Partly paid-up shares:-	No. of partly paid-up shares	As a % of total no. of partly paid-up shares	As a % of total no. of shares of the company
Held by promoter/promoter group	0	0	0
Held by public	0	0	0
Total - D	0	0	0
Outstanding convertible securities:-	No. of outstanding securities	As a % of total no. of outstanding convertible securities	As a % of total no. of shares of the company, assuming full conversion of the convertible securities
Held by promoter/promoter group	0	0	0
Held by public	0	0	0
Total - E	0	0	0
Warrants:-	No. of warrants	As a % of total no. of warrants	As a % of total no. of shares of the company, assuming full conversion of warrants
Held by promoter/promoter group	0	0	0
Held by public	0	0	0
Total - F	0	0	0
Total paid-up capital of the company, assuming full conversion of warrants and convertible securities		2991382	



Statement Showing Shareholding Pattern


Category code	Category of Shareholder	Table (I)(a)					Shares Pledged or otherwise encumbered	
		Number of Shareholders	Total number of shares	Number of shares held in dematerialized form	Total shareholding as a percentage of total number of shares		Number of shares	As a percentage (IX)=(VIII)/(IV)*100
					As a percentage of(A+B) ¹	As a percentage of (A+B+C)		
	(II)	(III)	(IV)	(V)	(VI)	(VII)	(VIII)	(IX)
(A) Shareholding of Promoter and								
1	Indian							
(a)	Individuals/ Hindu Undivided Family	10	238806	238806	7.98	7.98	0	0.00
(b)	Central Government/ State Government(s)						0	0.00
(c)	Bodies Corporate	5	1290783	1289496	43.15	43.15	0	0.00
(d)	Financial Institutions/ Banks							
(e)	Any Others(Specify)				0.00	0.00		0.00
(e-i)		0	0	0				
(e-ii)								
	Sub Total(A)(1)	15	1529589	1528302	51.13	51.13	0	0.00
2	Foreign							
a	Individuals (Non-Residents Individuals/ Foreign Individuals)				0.00	0.00	0	0.00
b	Bodies Corporate				0.00	0.00	0	0.00
c	Institutions				0.00	0.00	0	0.00
d	Any Others(Specify)				0.00	0.00	0	0.00
d-i					0.00	0.00	0	0.00
d-ii					0.00	0.00	0	0.00
	Sub Total(A)(2)	0	0	0	0.00	0.00	0	0.00
	Total Shareholding of Promoter and	15	1529589	1528302	51.13	51.13	0	0.00
(B) Public shareholding								
1	Institutions							
(a)	Mutual Funds/ UTI	1	400	0	0.01	0.01	0	0.00
(b)	Financial Institutions / Banks	9	9416	325	0.31	0.31	0	0.00
(c)	Central Government/ State Government(s)				0.00	0.00	0	0.00
(d)	Venture Capital Funds				0.00	0.00	0	0.00
(e)	Insurance Companies	3	776694	776694	25.96	25.96	0	0.00
(f)	Foreign Institutional Investors	0	0	0	0.00	0.00	0	0.00
(g)	Foreign Venture Capital Investors				0.00	0.00	0	0.00
(h)	Any Other (specify)				0.00	0.00	0	0.00
(h-i)					0.00	0.00	0	0.00
(h-ii)					0.00	0.00	0	0.00
	Sub-Total (B)(1)	13	786510	777019	26.29	26.29	0	0.00
B 2	Non-institutions							
(a)	Bodies Corporate	107	35531	30443	1.19	1.19	0	0.00
(b)	Individuals							
I	i. Individual shareholders holding nominal share capital up to Rs 1 lakh	5499	614311	401888	20.54	20.54	0	0.00
II	ii. Individual shareholders holding nominal share capital in excess of Rs. 1 lakh.	1	11937	11937	0.40	0.40	0	0.00
(c)	Any Other (specify)	0						
(c-i)	NREs	40	13204	10401	0.44	0.44	0	0.00
(c-ii)	Clearing Member	0	0	0	0.00	0.00	0	0.00
(c-iii)	Directors & their Relatives	1	300	300	0.01	0.01	0	0.00
	Sub-Total (B)(2)	5648	675283	454969	22.57	22.57	0	0.00
	Total Public Shareholding (B)= (B)(1)+(B)(2)	5661	1461793	1231988	48.87	48.87	0	0.00
	TOTAL (A)+(B)	5676	2991382	2760290	100.00	100.00	0	0.00
(C) Shares held by Custodians and against which Depository Receipts have been issued								
1	Promoter and Promoter Group	0	0				0	0.00
2	Public	0	0	0			0	0.00
	Sub-Total (C)	0	0	0			0	0.00
	GRAND TOTAL (A)+(B)+(C)	5676	2991382	2760290			0	0.00



(1)(b) Statement showing holding of securities (including shares, warrants, convertible securities) of persons belonging to the category "Promoter and Promoter Group"


Sr. No.	Name of the shareholder	Details of Shares held		Encumbered shares (*)			Details of warrants		Details of convertible securities		Total shares (including underlying shares assuming full conversion of warrants and convertible securities) as a % of diluted share capital
		Number of shares held	As a % of grand total (A)+(B)+(C)	No.	As a percentage	As a % of grand total (A)+(B)+(C) of sub-clause (I)(a)	Number of warrants held	As a % total number of warrants of the same class	Number of convertible securities held	As a % total number of convertible securities of the same class	
(i)	(ii)	(iii)	(iv)	(v)	(vi)=(v)/(iii)*100	(vii)	(viii)	(ix)	(x)	(xi)	(xii)
1	Nandan S.Damani	33699	1.13	0	0.00	0.00	0	0	0	0	0
2	Nandan S.Damani	79410	2.65	0	0.00	0.00	0	0	0	0	0
3	Nandan Damani H.U.F.	300	0.01	0	0.00	0.00	0	0	0	0	0
4	Kamladevi Bagri	33	0.00	0	0.00	0.00	0	0	0	0	0
5	Nalini Somany	911	0.02	0	0.00	0.00	0	0	0	0	0
6	Sarjay Nandan Damani	61553	2.06	0	0.00	0.00	0	0	0	0	0
7	Shashi A. Patodia	10414	0.35	0	0.00	0.00	0	0	0	0	0
8	Shreelekha N. Damani	51936	1.74	0	0.00	0.00	0	0	0	0	0
9	Sumita Somany	50	0.00	0	0.00	0.00	0	0	0	0	0
10	Surendra Kumar Somany	900	0.03	0	0.00	0.00	0	0	0	0	0
11	Lucky Vyapaar & Holdings P	57367	1.92	0	0.00	0.00	0	0	0	0	0
12	Lucky Vyapaar & Holdings P	685673	22.92	0	0.00	0.00	0	0	0	0	0
13	New Textiles Ltd.	490292	16.39	0	0.00	0.00	0	0	0	0	0
14	New Textiles Ltd.	56164	1.88	0	0.00	0.00	0	0	0	0	0
15	New Textiles Ltd.	1287	0.04	0	0.00	0.00	0	0	0	0	0
TOTAL		1529589	51.13	0	0.00	0.00	0	0	0	0	0

(*) The term "encumbrance" has the same meaning as assigned to it in regulation 28(3) of the SAST Regulations, 2011



(D)(c)(ii) Statement showing holding of securities (including shares, warrants, convertible securities) of persons (together with PAC) belonging to the category "Public" and holding more than 5% of the total number of shares of the company

Sr. No.	Name(s) of the shareholder(s) and the Persons Acting in Concert (PAC) with them	Number of shares	Shares as a percentage of total number of shares {i.e., Grand Total (A)+(B)+(C) indicated in Statement at para (I)(a) above}	Details of warrants		Details of convertible securities		Total shares (including underlying shares assuming full conversion of warrants and convertible securities) as a % of diluted share capital
				Number of warrants	As a % total number of warrants of the same class	Number of convertible securities held	% w.r.t total number of convertible securities of the same class	
1	LIFE INSURANCE CORPORATION OF IND	685741	22.92	0	0		0	0
		685741	22.92	0	0	0	0	0
TOTAL								



(II)(a) Statement showing details of Depository Receipts (DRs)

Sr. No.	Type of outstanding DR (ADRs, GDRs, SDRs, etc.)	Number of outstanding DRs	Number of shares underlying outstanding DRs	Shares underlying outstanding DRs as a percentage of total number of shares {i.e., Grand Total (A)+(B)+(C) indicated in Statement at para (I)(a) above}
				0.00
1				0.00
2				0.00
3				0.00
4				0.00
5				0.00
6				0.00
7				0.00
8				0.00
9				0.00
				0.00
TOTAL		0	0	0.00



